

HEAT SHRINKABLE CABLE ACCESSORIES



GALA THERMO SHRINK PVT. LTD.



“Innovation is the key to our leadership.”

Bhavesh Gala, M. D., Gala Thermo Shrink Pvt. Ltd.

About Our Self..

Gala Thermo Shrink Pvt. Ltd. is committed to providing the highest quality Cable Accessories. The company with its **GALA** brand name stands leader in India & overseas market. The most dedicated team of design engineers, with over three decades of practical experience in Cable Jointing & Terminating MV cables ensures that we stay at the forefront of the modern technology using most advanced materials & design concept. **GALA** is justifiably proud of its past achievements, but is also committed to the future & to ensure that we remain synonymous with quality & innovation, throughout the worldwide electrical distribution industry.

With wide experience in manufacturing Power Cable Accessories, **GALA** has the ability to work with customers at all levels to offer them the most effective solutions adapted to comply with national & inter-national quality standards for meeting customers specific needs on case to case basis. To keep pace with the latest technology & concepts in the ongoing market, the R & D activities is a never ending business with us. When our customers do well, we pride ourselves on being part of their success. Our people are driven by our customer's needs, meeting the challenge of developing innovative technologies and creating market specific products & services year after year.

Sincerely,

Certificates



ISO 9001:2015



ISO 14001:2015



OHSAS 18001:2007



KEMA



CPRI


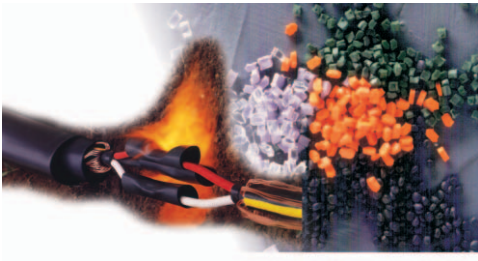
the Product...

GALA Heat Shrinkable Termination & Joints offer unsurpassed technical superiority for perfect Termination & Jointing of most modern PVC/PILC/XLPE/EPR low & medium range power cable up to 66kV class. Utilizing state of the art polymer manufacturing technology, **GALA** range of power cable accessories provide excellent protection against tracking, corona discharge (electrical stress) & dielectric stress. **GALA** kits exhibits the ability to effectively function under the most stringent operating conditions for at least the life of the cable on which they are installed. Systems not only offer a technically better solution, but are designed to ensure that they are environment & user friendly.

Sailent Features

- Fits a wide dimensional range.
- Accomodation of tolerances, different conductor cross section & cable constructions.
- Repeatable results.
- No shelf life limitations up to or below 50 deg. C.
- Excellent weather & UV resistance.
- Each kit contains easy to follow instructions with well explained visual & graphics for step wise installation techniques.
- Simple and fast installation.
- Pre-designed components for easy & reliable installation.
- Exceptional Insulation properties.
- High tracking resistance in harsh environment.





Heat Shrink - Technology

Heat Shrinkable Terminology shall apply to extruded and molded polymeric materials, which have the shape "Memory" effect . This effect makes the material to shrink back to its original shape and profile on application of heat more than its crystalline temperature.

Quality Assurance & Certification

The company strives to give quality products which are to the expectation & complete satisfaction of th esteemed customers on a continuous & regularly monitored basis. **GALA's** quality system has already been accredited ISO 9001:2015, 14001:2015 & 18001:2007 certification. The factory has a full fledge laboratory to conduct all the routine product tests as per international standards

To ensure high reliability in use, essential for products that must last at par with the design life cycle of cable, **GALA** range of accessories are tested at all stages of manufacturing. KEMA and CPRI certification is the seal of it's commitment to excellence.

The Design Standard

Gala Heat Shrink Cable accessories design specifications & quality have been upheld by the most stringent national / international standards worldwide.

- CENELEC HD 629.1
- IEEE 48 & 404
- IEC 60502, 60060, 60230
- BS : 6480
- SEN 24 1434
- EDF HN 33-E-01
- ESI 09-13
- C-81
- IS : 13573

Our Commitment

The company is committed to meet the needs of the customers. We offer our customers maximum benefits through customized solutions.

- Prompt service
- Excellent quality
- Flexibility in management
- Customers friendly
- Cost effective solution
- Quick Deliveries

Jointer's Training

The company runs successful & most effective seminars, orientation programs and organizes full training in latest & updated Cable jointing practice for customer engineers, both in house & on site. The company issue authorization certificate to the cable jointers who passes in practical test of Gala Cable accessory kit installations.

Export

Our export market continues to increase by closely working with appointed Agent, Distributors, Electric utilities & O.E.M. **GALA** is already established currently in more than 100 countries covering North & South America, Europe, Scandinavia, Africa, Middle East Far East & Australia.

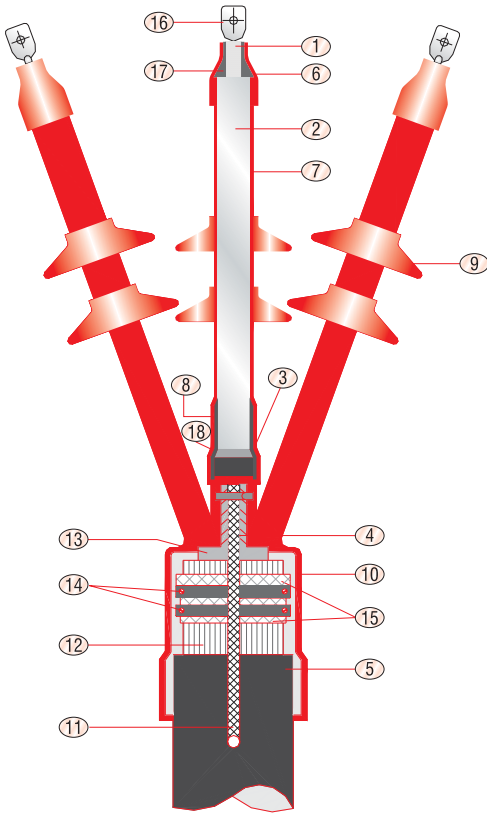
CONTENTS

PRODUCT SCOPE

- 3) **GX0/E - 1112 - Series**
Heat Shrinkable Terminations Suitable for
3 Core XLPE/EPR Insulated Cables for 12 kV
- 4) **GX0/E - 1524 - Series**
Heat Shrinkable Terminations Suitable for
3 Core XLPE/EPR Insulated Cables for 24 kV
- 5) **GX0/E - 3336 - Series**
Heat Shrinkable Terminations Suitable for
3 Core XLPE/EPR Insulated Cables for 36 kV
- 6) **GXOS/E - 1236 - Series**
Heat Shrinkable Terminations Suitable for
Single Core XLPE/EPR/PVC Insulated Cables for 36 kV
- 7) **GXSS - 1236 - Series**
Heat Shrinkable Straight Through Joints Suitable for
Single Core XLPE/EPR/PVC Insulated Cables for upto 36 kV
- 8) **GXS/12 - 36kV - Series**
Heat Shrinkable Straight Through Joints Suitable for
3 Core XLPE/EPR/PVC Insulated Cables for upto 36 kV
- 9) **GPO/E - 1112 - Series**
Heat Shrinkable Terminations Suitable for 3 Core
Paper Insulated Lead Covered MIND Cables for 12 kV
- 10) **GPO/E - 1524 - Series**
Heat Shrinkable Terminations Suitable for 3 Core
Paper Insulated Lead Covered MIND Cables for 24 kV
- 11) **GPO/E - 3336 - Series**
Heat Shrinkable Terminations Suitable for 3 Core Paper
Insulated Lead Covered MIND Cables for 36 kV
- 12) **GLT - 1100 - Series**
Heat Shrinkable Low Voltage Terminations for
PVC / XLPE Cables upto 3.3 kV
- 13) **GXLT/GPLT - Series**
Heat Shrinkable Straight Through Joints Suitable for
PVC / XLPE / PILC Cables upto 3.3 kV
- 14) **GTJ/1112kV - Series**
Heat Shrinkable Transition Joint Suitable for
3 Core XLPE/PILC Cables upto 12 kV
- 15) **GTJ/2436 Kv - Series**
Heat Shrinkable Transition Joint Suitable for
3 Core XLPE/PILC Cables upto 36 kV
- 16) **GPS/1112 - Series**
Heat Shrinkable Straight Through Joint Suitable
for 11kV 3 Core PILC Cables (UMAX-12kV)
- 17) **GPS/2436 - Series**
Heat Shrinkable Straight Through Joint Suitable upto
33 kV 3 Core Screened PILC Cables (24 kV & 36 kV Series)



Any Item Related to
Power Cable Splicing &
Terminating Upto 66KV



BILL OF MATERIAL STD. PACKING KIT

- ◆ Cable Components
- Kit Components
- Installation aids & Accessories (Part of std. kits)

Descriptions

GXO / E - 1112 - Series Class I termination kits are Heat Shrinkable terminations designed for 3 Core extruded dielectric, shielded, armoured & unarmoured 11 KV rated voltage (6.35kV/11kV, 6.6/6.6kV, Umax=12kV) cables.

◆ Cable Components		■ Kit Components		
No.	Descriptions	No.	Descriptions	Qty.
1.	Conductor	6.	Terminal Sleeve	3 Nos.
2.	Insulation	7.	Non-Tracking Weather Resistant Tubing	3 Nos.
3.	Semi Conducting Screen	8.	Stress Control Tubing	3 Nos.
4.	Metal Shield	9.	Rain Shed	6 Nos.
5.	Outer Sheath	10.	Non-Tracking Cable Break Out	1 No.
12.	Armour	11.	Tinned Copper Earth Braid	1 No.
13.	Inner Sheath	14.	Worm Drive Clips	2 Nos.
		15.	Mastic Sealing Tape	1 Roll
		16.	Terminal Lug	3 Nos.
		17.	Lug Sealing Tape	3 Nos.
		18.	Stress Control Mastic	3 Nos.

● Installation aids & Accessories (Part of std. Kits)

No.	Descriptions	Qty.
	• Armour Earthing Arrangement (Tinned Copper Braid + Back Up Ring + Jubilee Clamp)	1 Set.
	• Metal shield Earthing arrangement (Small Copper Braid + Solder + Flux)	1 Set.
	• Silicone Grease	2 Nos.
	• Cleaning Tissue	3 Nos.
	• Nylon String for Cutting XLPE Insulation	1 No.
	• Aloxite Emery Tape	3 Nos.
	• Mopping Cloth	1 No.
	• Installation Instruction Manual	1 No.

Electrical Specifications (12 kV Rated Accessories)

Tests Requirement	Requirement Test Value	GXO/E-112-Series
A.C. Withstand, 1 Minute	35 kV	Pass
D.C. Withstand, 30 Minutes	48 kV	Pass
Discharge Extinction Voltage (< 5Pc)	12.7 kV	>12.7kV
Impulse Withstand (Crest kV)	75 kV	>75 kV
Continuous Current Rating	As per cable	As per cable

Accessories and optional items

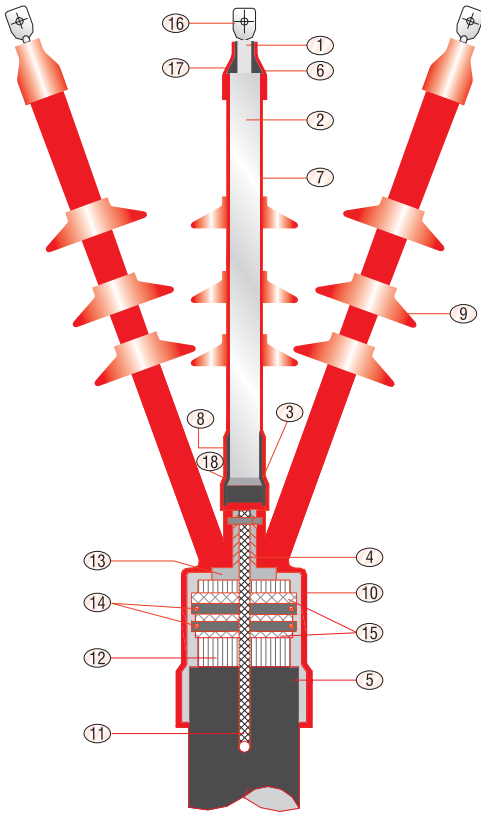
- Standard Tail Length is 600mm for outdoor and 450mm for indoor terminations. Special tail lengths available on request.
- Solderless and special purpose earthing kits also available on request.
- Polymeric Insulators and T Brackets for installation of terminations on single pole are available on request.

Note

- All kits are supplied with full kit contents for making a termination.
- All Indoor Kits are supplied without rain sheds

Ordering Informations

Cable Size (Sq. mm.)	Outdoor Kit Code	Indoor Kit Code
16-35	GXO-11	GXE-11
50-95	GXO-12	GXE-12
120-185	GXO-13	GXE-13
240-300	GXO-14	GXE-14
400-500	GXO-15	GXE-15



Descriptions : GXO / E - 1524 - Series Class I termination kits are Heat Shrinkable termination kits designed for 3 Core extruded dielectric, shielded. armoured & unarmoured 24 KV rated voltage (8.7KV/15KV, 11kV/11kV, 12.7/22kV, Umax=24KV).

◆ Cable Components		■ Kit Components		
No.	Descriptions	No.	Descriptions	Qty.
1.	Conductor	6.	Terminal Sleeve	3 Nos.
2.	Insulation	7.	Non-Tracking Weather Resistant Tubing	3 Nos.
3.	Semi Conducting Screen	8.	Stress Control Tubing	3 Nos.
4.	Metal Shield	9.	Rain Shed	9 Nos.
5.	Outer Sheath	10.	Non-Tracking Cable Break Out	1 No.
12.	Armour	11.	Tinned Copper Earth Braid	1 No.
13.	Inner Sheath	14.	Worm Drive Clips	2 Nos.
		15.	Mastic Sealing Tape	1 Roll
		16.	Terminal Lug	3 Nos.
		17.	Lug Sealing Tape	3 Nos.
		18.	Stress Mastic	3 Nos.

● Installation aids & Accessories (Part of std. Kits)		Qty.
No.	Descriptions	Qty.
	• Armour Earthing Arrangement (Tinned Copper Braid + Back Up Ring + Jubilee Clamp)	1 Set.
	• Metal shield Earthing arrangement (Small Copper Braid + Solder + Flux)	1 Set.
	• Silicone Grease	2 Nos.
	• Cleaning Tissues	3 Nos.
	• Nylon String for Cutting XLPE Insulation	1 Nos.
	• Aloxite Emery Tape	3 Nos.
	• Mopping Cloth	1 Nos.
	• Installation Instruction Manual	1 Nos.

BILL OF MATERIAL STD. PACKING KIT (◆ + ■)	
◆	Cable Components
■	Kit Components
●	Installation aids & Accessories (Part of std. kits)

Electrical Specifications (24 kV Rated Accessories)

Tests Requirement	Requirement Test Value	GXO/E-1524-Series
A.C. Withstand, 1 Minute	50 kV	Pass
D.C. Withstand, 30 Minutes	96 kV	Pass
Discharge Extinction Voltage (< 5Pc)	25.4 kV	>25.4kV
Impulse Withstand (Crest kV)	125 kV	125 kV
Continuous Current Rating	As per cable	As per cable

Accessories and optional items

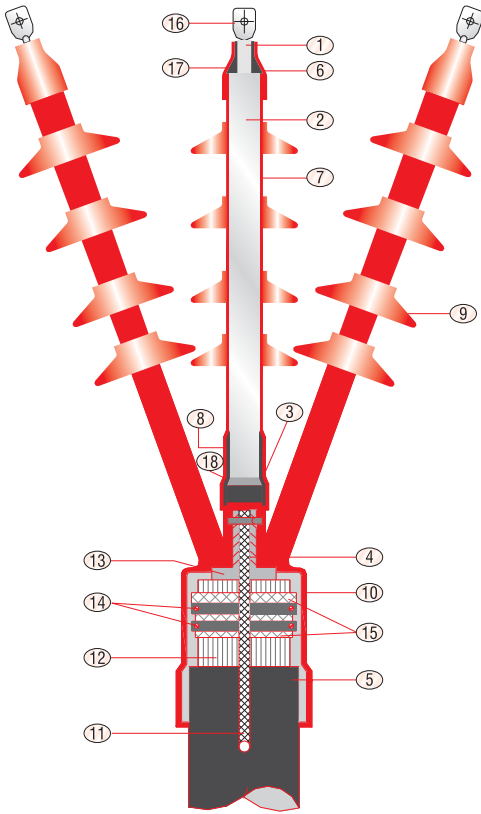
- Standard Tail Length is 800mm for outdoor and 550mm for indoor terminations. Special tail lengths available on request.
- Solderless and special purpose earthing kits also available on request.
- Polymeric Insulators and T Brackets for installation of terminations on single pole are available on request.

Note

- All kits are supplied with full kit contents for making a termination.
- All Indoor Kits shall have 1 no. rain shed on each core.

Ordering Informations

Cable Size (Sq. mm.)	Outdoor Kit Code	Indoor Kit Code
16-50	GXO-21	GXE-21
70-120	GXO-22	GXE-22
150-185	GXO-23	GXE-23
240-400	GXO-24	GXE-24



Descriptions

GXO / E - 3336 - Series Class I termination kits are Heat Shrinkable terminations kits designed for 3 Core extruded dielectric, shielded, armoured & unarmoured 36 kV rated voltage (19/33kV, U_{max} = 36kV).

◆ Cable Components		■ Kit Components		
No.	Descriptions	No.	Descriptions	Qty.
1.	Conductor	6.	Terminal Sleeve	3 Nos.
2.	Insulation	7.	Non-Tracking Weather Resistant Tubing	3 Nos.
3.	Semi Conducting Screen	8.	Stress Control Tubing	3 Nos.
4.	Metal Shield	9.	Rain Shed	12 Nos.
5.	Outer Sheath	10.	Non-Tracking Cable Break Out	1 No.
12.	Armour	11.	Tinned Copper Earth Braid	1 No.
13.	Inner Sheath	14.	Worm Drive Clips	2 Nos.
		15.	Mastic Sealing Tape	1 Roll
		16.	Terminal Lug	3 Nos.
		17.	Lug Sealing Tape	3 Nos.
		18.	Stress Mastic	3 Nos.

● Installation aids & Accessories (Part of std. Kits)

No.	Descriptions	Qty.
	• Armour Earthing Arrangement (Tinned Copper Braid + Back Up Ring + Jubilee Clamp)	1 Set.
	• Metal shield Earthing arrangement (Small Copper Braid + Solder + Flux)	1 Set.
	• Silicone Grease	2 Nos.
	• Cleaning Tissue	3 Nos.
	• Nylon String for Cutting XLPE Insulation	1 Nos.
	• Aloxite Emery Tape	3 Nos.
	• Mopping Cloth	1 No.
	• Installation Instruction Manual	1 No.

BILL OF MATERIAL STD. PACKING KIT (● + ■)

- ◆ Cable Components
- Kit Components
- Installation aids & Accessories (Part of std. kits)

Electrical Specifications (24 kV Rated Accessories)

Tests Requirement	Requirement Test Value	GXO/E-3336-Series
A.C. Withstand, 1 Minute	75 kV	Pass
D.C. Withstand, 30 Minutes	144 kV	Pass
Discharge Extinction Voltage (< 5Pc)	38 kV	>38 kV
Impulse Withstand (Crest kV)	170 kV	>170 kV
Continuous Current Rating	As per cable	As per cable

Accessories and optional items

- Standard Tail Length is 900mm for outdoor and 700mm for indoor terminations. Special tail lengths available on request.
- Solderless and special purpose earthing kits also available on request.
- Polymeric Insulators and T Brackets for installation of terminations on single pole are available on request.

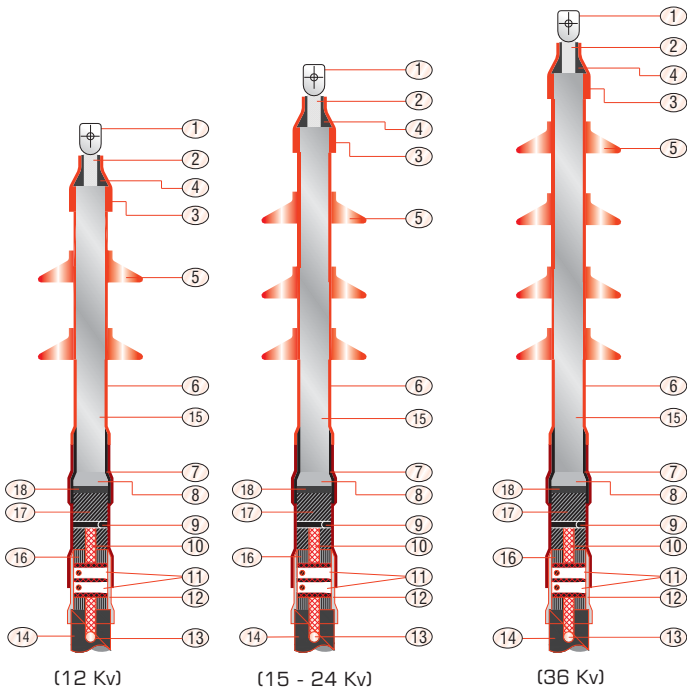
Note

- All kits are supplied with full kit contents for making a termination.
- All Indoor terminations shall have 2 No. Rain shed on each core.

Ordering Informations

Cable Size (Sq. mm.)	Outdoor Kit Code	Indoor Kit Code
25-50	GXO-31	GXE-31
70-95	GXO-32	GXE-32
120-185	GXO-33	GXE-33
240-400	GXO-34	GXE-34

Descriptions : GXOS / E - 1236 - Series Class I termination kits are Heat Shrinkable terminations kits designed for Single Core extruded dielectric, shielded, armoured & unarmoured cables upto 36kV rated voltage.



Kit Components

No.	Descriptions	Qty.
1.	Terminal Lug	1 No.
3.	Heat Shrinkable Adhesive Lined Terminal Sleeve	1 No.
4.	Lug Sealing Tape/Mastic Strip	1 Strips
5.	Rain Sheds	
	12 KV System	2 Nos.
	24 KV System	3 Nos.
	36 KV System	4 Nos.
6.	Anti Tracking Sleeve	1 No.
7.	Stress Control Sleeve	1 No.
8.	Stress Control Mastic	1 Strips
9.	Constant Force Spring Roll (Alternatively Solder Tack)	1 No.
10.	Copper Braid for Screen Earthing	1 No.
11.	Worm Drive Clip	1 No.
12.	Adhesive Lined Gland Sleeve (only for armoured cables)	1 No.
13.	Tinned Copper Braid duly fitted with Terminal Lug at One end+Solder block	1 No.

Cable Components

No.	Descriptions
2.	Conductor
14.	Outer Sheath
15.	XLPE Insulation
16.	Armour
17.	Metal Shield
18.	Semi-Conducting Screen

BILL OF MATERIAL STD. PACKING KIT

- ◆ Cable Components
- Kit Components
- Installation aids & Accessories (Part of std. kits)

Installation aids & Accessories (Part of std. Kits)

No.	Descriptions	Qty.
•	Mastic Sealing Tape	1 Roll.
•	Silicone Grease	1 No.
•	Cleaning Tissue	2 No.
•	Nylong String for Cutting XLPE Insulation	1 No.
•	Aloxite Emery Tape	3 Pc.
•	Mopping Cloth	1 Pc.
•	Installation Instruction Manual	1 No.

Electrical Performance

Tests	12 kv System (6.6/6.6 KV,6.35/11KV)	15-24kV System (8.7/15KV,11/11KV,12.7/22KV)	36kV (19/33KV)
A.C. Dry Withstand voltage	35KV/1 minute	50KV/1 Minute	75KV/1 Minute
D.C. Withstand 30 Minute	48 KV	96 KV	144 KV
Lightening Impulse withstand Voltage	75 KV	125 KV	170 KV
Partial Discharge	12.7 Kv < 5 Pc	25 Kv < 5 Pc	38 Kv < 5 Pc

Accessories and optional items

- Standard Tail Length is 900, 800 & 600mm for outdoor and 700, 550, 450mm for indoor termination for 36Kv, 24Kv & 12Kv respectively.
- Solderless and special purpose earthing kits also available on request.
- Polymeric Insulators and T Brackets for installation of terminations on single pole are available on request.

Note

- All kits are supplied with full kit contents for making a termination.
- Rain sheds for indoor termination 12 kV - No Rain shed, 15 -24 kV - 1 No. Rain shed, 36 kV - 2 Nos. Rain sheds.

Ordering Informations

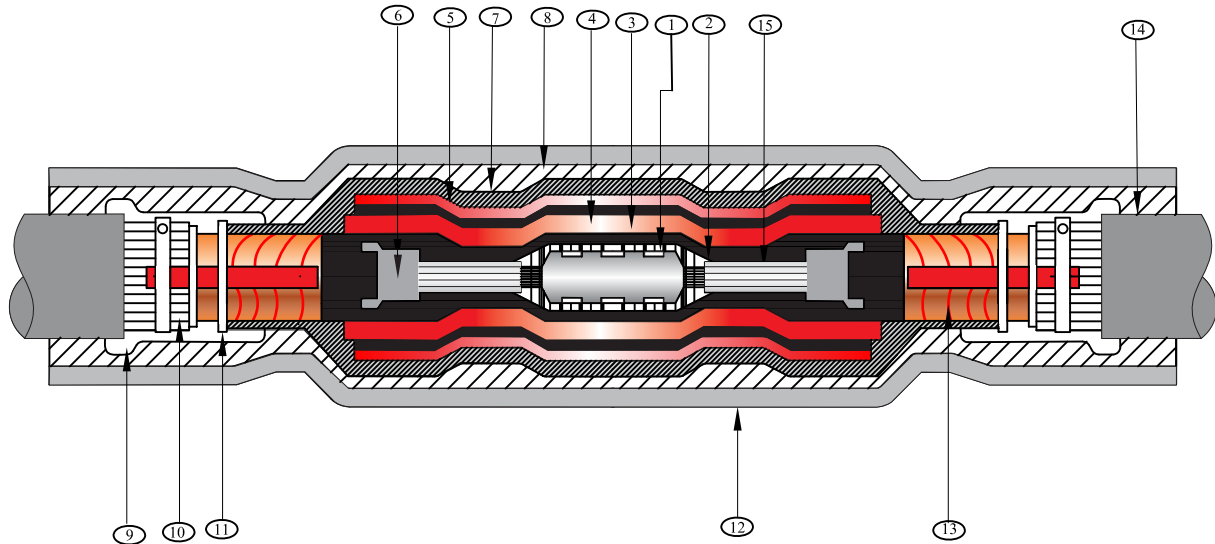
12 KV System

15 - 24 KV System

36 KV System

Cable size (sq. mm)	Kit Code		Cable size (sq. mm)	Kit Code		Cable size (sq. mm)	Kit Code	
	Indoor	Outdoor		Indoor	Outdoor		Indoor	Outdoor
16-50	GXES-11	GXOS-11	16-50	GXES-21	GXOS-21	25-50	GXES-31	GXOS-31
70-120	GXES-12	GXOS-12	70-150	GXES-22	GXOS-22	70-185	GXES-32	GXOS-32
150-300	GXES-13	GXOS-13	185-300	GXES-23	GXOS-23	240-500	GXES-33	GXOS-33
400-630	GXES-14	GXOS-14	400-630	GXES-24	GXOS-24	630-800	GXES-34	GXOS-34
800-1000	GXES-15	GXOS-15	800-1000	GXES-25	GXOS-25	1000	GXES-35	GXOS-35

Descriptions : GXSS/1236-Series kits are Heat Shrinkable Straight Through Jointing kits designed for single core extruded dielectric, shielded, armoured & unarmoured cables upto 36kV rated voltage (12kV, 15-24kV & 36kV usage).



BILL OF MATERIAL STD. PACKING KIT (+)

- ◆ Cable Components
- Kit Components
- Installation aids & Accessories (Part of std. kits)

◆ Cable Components

No.	Descriptions
14.	Outer Sheath
13.	Copper Screen
10.	Armour
15.	XLPE Insulation

■ Kit Components

No.	Descriptions	Qty.
1.	Inline Connection Ferrule	1No.
2.	Heat Shrinkable Stress Control Mastic For Ferrule Region	2 Nos.
	12 kV	2 Nos.
	24 kV	2 Nos.
	36 kV	4 Nos.
3.	Heat Shrinkable Stress control Tubing	1 No.
4.	H. S. Insulating Tubing	
	12 kV	1No.
	24 kV	1 No.
	36 kV	2 Nos.
5.	H. S. Dual Wall Tubing	1 No.
6.	Stress Control Mastic	2 Nos.
7.	Copper Woven Flexible Mesh Tape	1 Roll.
8.	G. I. Mesh	1 Roll.
9.	Red Insulating Mastic Tape	
	12 kV	1 Nos.
	24 kV	2 Nos.
	36 kV	2 Nos.
11.	Spring Clamp/Solder Flux	2 Nos./1Set
12.	H. S. Outer Jacketing Sleeve	1 No.

● Installation aids & Accessories (Part of std. Kits)

No.	Descriptions	Qty.
•	Copper Binding Wire	1Roll.
•	Aloxite Emery Tape	1 No.
•	Silicon Grease	2Nos.
•	Cleaning Tissue	2 Nos.
•	Mopping Cloth	1 No.
•	Installation Instruction Manual	1 No.

Electrical Performance

Tests	12 kv System (6.6/6.6 KV,6.35/11KV)	15-24kV System (8.7/15KV,11/11KV,12.7/22KV)	36kV (19/33KV)
A. C. Dry Withstand voltage	35KV/1 minute	50KV/1 Minute	75KV/1 Minute
D. C. Withstand 30 Minute	48 KV	96 KV	144 KV
Lightening Impulse withstand Voltage	75 KV	125 KV	170 KV
Partial Discharge	12.7 kV < 5 Pc	25 Kv < 5 Pc	38 Kv < 5 Pc

Ordering Informations

12 KV System

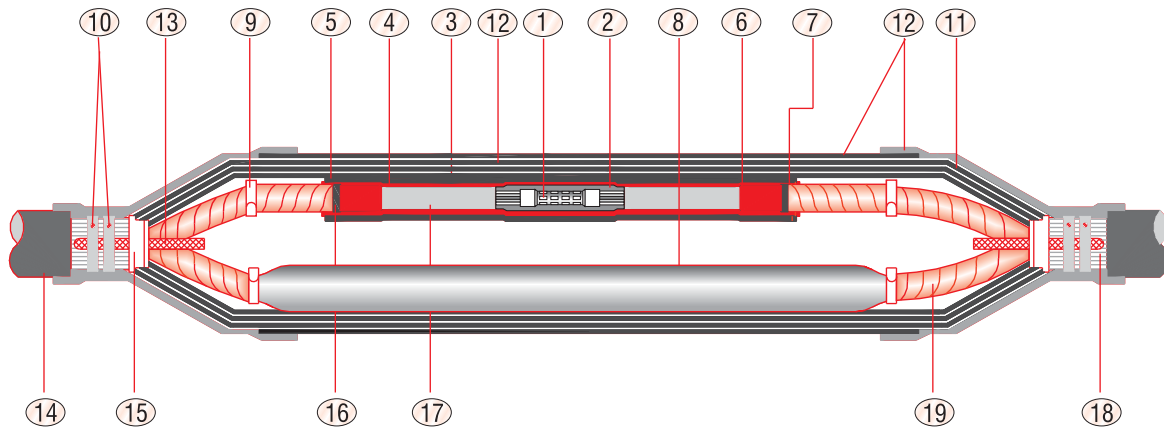
15 - 24 KV System

36 KV System

Cable size (sq. mm)	Kit Code	Cable size (sq. mm)	Kit Code	Cable size (sq. mm)	Kit Code
16-50	GXSS-11	16-50	GXSS-21	25-50	GXSS-31
70-120	GXSS-12	70-150	GXSS-22	70-185	GXSS-32
150-300	GXSS-13	185-300	GXSS-23	240-500	GXSS-33
400-630	GXSS-14	400-630	GXSS-24	630-800	GXSS-34
800-1000	GXSS-15	800-1000	GXSS-25	1000	GXSS-35

Note : All kits are supplied with full kit contents for making a Straight Through Joint.

Descriptions : GXS / 1236 - Series kits are Heat Shrinkable Straight Through Jointing kits designed for 3 Core extruded dielectric, shielded, armoured & unarmoured cables upto 36kV rated voltage (12kV, 15-24kV & 36kV usage).



■ Kit Components		■ Kit Components		◆ Cable Components	
No.	Descriptions	Qty.	No.	Descriptions	Qty.
1.	Inline Connection (Ferrule)	3 Nos.	7.	Red Mastic	6/9 Nos.
2.	Stress Control Mastic	6/9 Nos.	8.	Copper Woven Flexible Mesh Tape	3 Roll.
3.	Heat Shrinkable Stress Control Sleeve (Black)	3 Nos.	9.	Solder Tac (Alternatively Roll Spring)	1 Set/3 Nos.
4.	Heat Shrinkable Insulations (Red) tubings. 12 kV Systems.	3 Nos.	10.	Worm Drive Clips	4 Nos.
	24 kV Systems.	6 Nos.	11.	Wraparound Joint Case (Metallic Protection Case)	1 No.
	36 kV Systems.	6 Nos.	12.	Heat Shrinkable Outer Jacking Sleeve (Central 1 No.+Side Sleeve 2Nos.)	3 Nos.
5.	Heat Shrinkable Dual Wall Screend Tubing (Red+Black)	3 Nos.	13.	Tinned Copper Braid (Main Earthing)	1 No.
6.	Stress Control Mastic (Grey/Yellow)	6 Strips.			
			14.	Outer Sheath	
			15.	Inner Sheath	
			16.	Semi Conducting Core Screen	
			17.	XLPE Insulation	
			18.	Armour	
			19.	Metalic Screen (Copper Foil)	

BILL OF MATERIAL STD. PACKING KIT (●+■)

- ◆ Cable Components
- Kit Components
- Installation aids & Accessories (Part of std. kits)

● Installation aids & Accessories (Part of std. Kits)

No.	Descriptions	Qty.
•	Silicon Grease	3 Nos.
•	Mastic Sealing Tape	1 Roll.
•	Nylon String for Cutting XLPE Inulation	1 No.
•	Aloxite Emery Tape	3 Nos.
•	PVC Adhesive Tape	1 Roll.
•	Mopping Cloth	1 No.
•	Cleaning Tissue	6 Nos.
•	Installation Instruction Manual	1 No.

Electrical Performance

Tests	12 kv (6.6/6.6 KV,6.35/11KV)	15-24kv (8.7/15KV,11/11KV,12.7/22KV)	36kv (19/33KV)
AC Withstand 1 Minute	35kv	50kv	75kv
DC Withstand 1 Minute	48kv	96 kv	144 kv
Discharge Extinction Voltage (<5Pc.)	12.7 kv (Min)	25.4 kv (Min)	38 kv (Min)
Impulse Withstand (Crest kv)	75 kv (Min)	125 kv	170 KV (Min)
Continuous Current Rating	As Per Cable	As Per Cable	As Per Cable

Ordering Informations

12 KV System

15 - 24 KV System

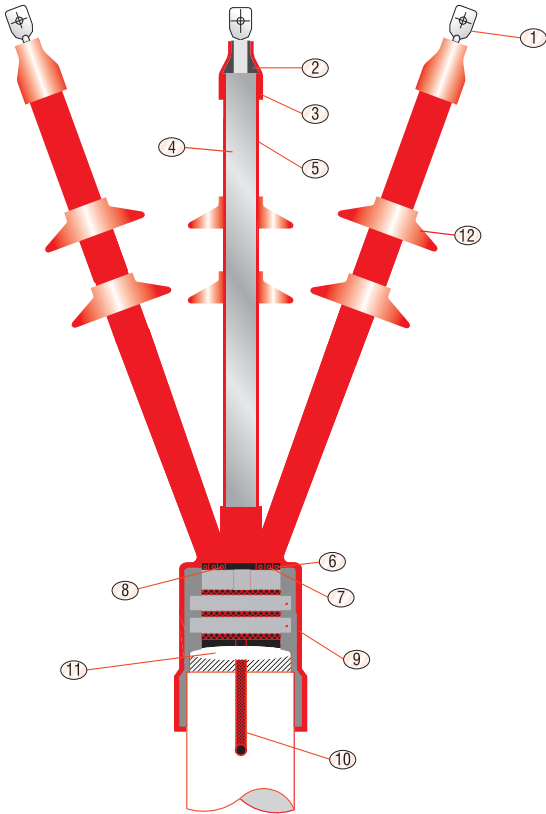
36 KV System

Cable size (sq. mm)	Kit Code	Cable size (sq. mm)	Kit Code	Cable size (sq. mm)	Kit Code
16-50	GXS-11	25-50	GXS-21	35-70	GXS-31
70-120	GXS-12	70-95	GXS-22	95-150	GXS-32
120-185	GXS-13	120-150	GXS-23	185-300	GXS-33
240-300	GXS-14	185-240	GXS-24	400	GXS-34
400-500	GXS-15	300-400	GXS-25		

Note : All kits are supplied with full kit contents for making a straight through joint. • Item at Sr. No. 11 may be replaced with GI mesh application.

Descriptions

GPO / E - 1112 - Series Class I termination kits are Heat Shrinkable terminations kits designed for 3 Core Paper Insulated Lead Covered Armoured / Screened PILC Cables.



Kit Components

No.	Descriptions	Qty.
1.	Terminal Lug	3 Nos.
2.	Lug Sealing Mastic	3 Strips
3.	Terminal Sleeve	3 Nos.
4.	Oil Barrier Sleeve	3 Nos.
5.	Non Tracking Weather Resistant Sleeve	3 Nos.
6.	Stress Control Sleeve	3 Nos.
7.	Belting Oil Barrier Sleeve	1 No.
8.	Glass Cushion Tape	1 No.
9.	Cable Breakout	1 No.
10.	Earthing Connection Lead	1 No.
11.	Earthing Plumb	1 Set.
12.	Rain Sheds	6 Nos.

Installation aids & Accessories (Part of std. Kits)

No.	Descriptions	Qty.
•	Mastic Sealing Tape	1 Roll.
•	Cleaning Solvent	1 Bottle.
•	Emery Sheet	1 No.
•	Mopping Cloth	1 Pc.
•	Installation Instruction Manual	1 No.

BILL OF MATERIAL STD. PACKING KIT (● + ■)

■ Kit Components

● Installation aids & Accessories (Part of std. kits)

Electrical Performance

Tests	Requirement	Typical Value
A.C. Dry Withstand Voltage	35 kV / 1 Minute	Pass
D.C. Voltage Withstand Test	48 kV / 30 Minutes	Pass
Lightening Impulse Withstand Voltage	75 kV	> 75 kV

Accessories and optional items

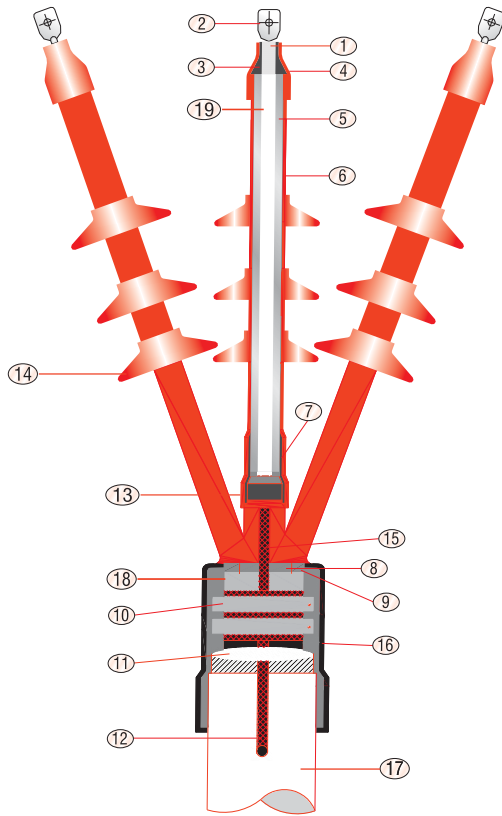
- Standard Tail Length is 600mm for outdoor and 450mm for indoor terminations. Special tail lengths available on request.
- Solderless and special purpose earthing kits also available on request.
- Polymeric Insulators and T Brackets for installation of terminations on single pole are available on request.

Note

- All kits are supplied with full kit contents for making a termination.
- All Indoor Kits are supplied without Rain shed.

Ordering Informations

Cable Size (Sq. mm.)	Outdoor Kit Code	Indoor Kit Code
16-35	GPO-11	GPE-11
50-95	GPO-12	GPE-12
120-185	GPO-13	GPE-13
240-400	GPO-14	GPE-14
500	GPO-15	GPE-15



Descriptions

GPO / E - 1524 - Series Class I termination kits are Heat Shrinkable terminations kits designed for 3 Core Screened, Paper Insulated Lead Sheathed / Armour Cable UPTO 24kV .

◆ Cable Components		■ Kit Components		
No.	Descriptions	No.	Descriptions	Qty.
1.	Conductor	2.	Terminal Lug	3 Nos.
17.	Outer Sheath	3.	Lug Sealing Mastic	3 Strips
18.	Lead Sheath	4.	Heat Shrinkable Adhesive Lined Terminal Sleeve	3 Nos.
19.	Paper Insulated Core	5.	Heat Shrinkable Oil barrier Sleeve	3 Nos.
		6.	Heat Shrinkable Non Tracking Weather Resistant Tubing	3 Nos.
		7.	Stress Control Tubing	3 Nos.
		8.	Glass Cushion Tape	1 Roll.
		9.	Heat Shrinkable Belting Oil Barrier Sleeve	1 No.
		10.	Worm Drive Clips (Optional)	2 Nos.
		11.	Earthing Plumb (Connection of Lead Sheath to Armour)	1 Set.
		12.	Tinned Copper Brand (Main Earthing)	1 No.
		13.	Stress Control Mastic	3 Strips
		14.	Rain Sheds	9 Nos.
		15.	Insulaton Shield Continuting (Small Copper Braid+Copper Wire)	1 Set.
		16.	Heat Shrinkable Conducting Breakout	1 No.

BILL OF MATERIAL STD. PACKING KIT (●+■)

- ◆ Cable Components
- Kit Components
- Installation aids & Accessories (Part of std. kits)

● Installation aids & Accessories (Part of std. Kits)

No.	Descriptions	Qty.
●	Mastic Sealing Tape	1 Roll.
●	Cleaning Solvent	1 Bottle.
●	Emery Sheet	1 No.
●	Mopping Cloth	1 Pc.
●	Installation Instruction Manual	1 No.

Electrical Performance

Tests	Requirement	Typical Value
A.C. Dry Withstand Voltage	50 kV / 1 Minute	Pass
D.C. Voltage Withstand Test	96 kV / 15 Minutes	Pass
Lightening Impulse Withstand Voltage	125 kV	> 125 kV

Accessories and optional items

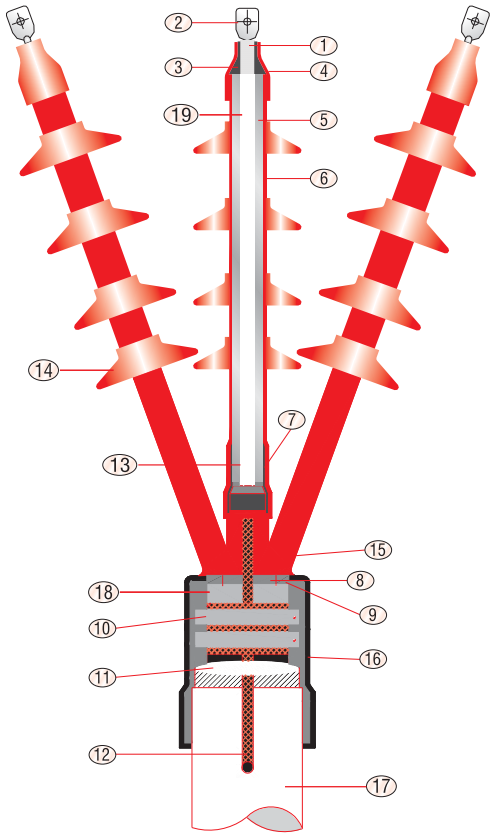
- Standard Tail Length is 800mm for outdoor and 550mm for indoor terminations. Special tail lengths available on request.
- Solderless and special purpose earthing kits also available on request.
- Polymeric Insulators and T Brackets for installation of terminations on single pole are available on request.

Note

- All kits are supplied with full kit contents for making a termination.
- All Indoor terminations shall have 1 No. Rain shed on each core.

Ordering Informations

Cable Size (Sq. mm.)	Outdoor Kit Code	Indoor Kit Code
25-50	GPO-21	GPE-21
70-120	GPO-22	GPE-22
150-240	GPO-23	GPE-23
300-500	GPO-24	GPE-24



Descriptions

GPO / E - 3336 - Series Class I termination kits are Heat Shrinkable terminations kits designed for 3 Core Screen Lead Sheath / Armour Paper Insulated Cable UPTO 36kV (33kV& 36kV).

◆ Cable Components		■ Kit Components		
No.	Descriptions	No.	Descriptions	Qty.
1.	Conductor	2.	Terminal Lug	3 Nos.
17.	Outer Sheath	3.	Lug Sealing Tape/Mastic	3 Strips
18.	Lead Sheath	4.	Heat Shrinkable Adhesive Lined Terminal Sleeve	3 Nos.
19.	Paper Insulated Core	5.	Heat Shrinkable Oil barrier Sleeve	3 Nos.
		6.	Heat Shrinkable Non Tracking Weather Resistant Tubing	3 Nos.
		7.	Stress Control Tubing	3 Nos.
		8.	Glass Cushion Tape	1 Roll.
		9.	Heat Shrinkable Belting Oil Barrier Sleeve	1 No.
		10.	Worm Drive Clips (Optional)	2 Nos.
		11.	Earthing Plumb (Connection of Lead Sheath to Armour)	1 Set.
		12.	Tinned Copper Brand (Main Earthing)	1 No.
		13.	Stress Control Mastic	3 Strips
		14.	Rain Sheds	9 Nos.
		15.	Insulaton Shield Continuting (Small Copper Braid+Copper Wire)	1 Set.
		16.	Heat Shrinkable Conducting Breakout	1 No.

BILL OF MATERIAL STD. PACKING KIT (●+■)

- ◆ Cable Components
- Kit Components
- Installation aids & Accessories (Part of std. kits)

● Installation aids & Accessories (Part of std. Kits)

No.	Descriptions	Qty.
●	Mastic Sealing Tape	1 Roll.
●	Cleaning Solvent	1 Bottle.
●	Emery Sheet	1 No.
●	Mopping Cloth	1 Pc.
●	Installation Instruction Manual	1 No.

Electrical Performance

Tests Requirement	Requirement Test Value	CXO/E-112-Series
A.C. Dry Withstand	75 kV / 1 Minute	Pass
D.C. Voltage Withstand Test	144 kV / 30 Minute	Pass
Lightening Impulse Withstand Voltage	170 kV	> 170 kV

Accessories and optional items

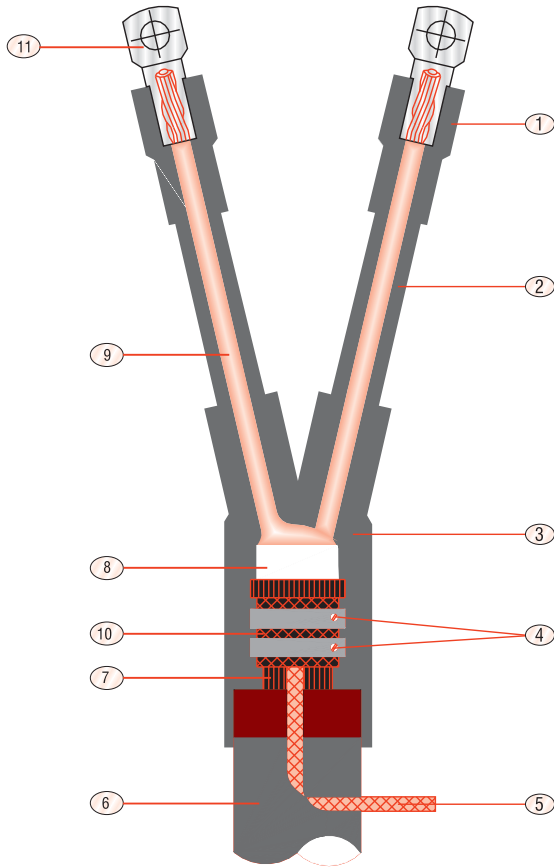
- Standard Tail Length is 900mm for outdoor and 700mm for indoor terminations. Special tail lengths available on request.
- Solderless and special purpose earthing kits also available on request.
- Polymeric Insulators and T Brackets for installation of terminations on single pole are available on request.

Note

- All kits are supplied with full kit contents for making a termination.
- All Indoor terminations shall have 2 No. Rain shed on each core.

Ordering Informations

Cable Size (Sq. mm.)	Outdoor Kit Code	Indoor Kit Code
35-70	GPO-31	GPE-31
95-150	GPO-32	GPE-32
185-300	GPO-33	GPE-33
400	GPO-34	GPE-34



Descriptions

GLT - 1100 - Series Heat Shrinkable terminations kits designed for 1, 2, 3, 3½, 4, Core extruded Solid dielectric (XLPE / PVC) & paper insulated cable (Armoured / Un-Armoured) of 1.1kV & 3.3 kV rating.

🔺 Cable Components

No.	Descriptions
6.	Outer Sheath
7.	Armour
8.	Inner Sheath
9.	Cable Insulation

■ Kit Components

No.	Descriptions	Qty.
1.	H. S. Terminal Sleeve	4 Nos.
2.	Insulations Sleeve*	4 Nos.
3.	H. S. Cable Breakout	1 No.
4.	Jubilee Clamp	1 No.
5.	Tinned Copper Braid	1 No.
10.	Black Mastic Sealant Tape	1 Roll.
11.	Terminal Lug	4 Nos.

* Optional item

BILL OF MATERIAL STD. PACKING KIT

- 🔺 Cable Components
- Kit Components
- Installation aids & Accessories (Part of std. kits)

● Installation aids & Accessories (Part of std. Kits)

No.	Descriptions	Qty.
•	Cleaning Tissue	2 Nos.
•	Mopping Cloth	1 No.
•	Installation Instruction Manual	1 No.

Guaranteed Technical Particulars in compliance with IEC 60502, 60060 & 60230

Tests	Parameter For Evaluation	Test Voltage Highest Voltage Umax (kV)		Result
		1.1	3.3	
Insulation Resistance	1 mn. 500 V Dc	-	-	>10 ³ Ω
A.C. High Voltage Test (Dry)	15 min.	4	8	No Breakdown & no Flashover
Impulse Witstand Test at Ambient Temperature	10 Positive & 10 Negative	8	12	No Breakdown & no Flashover
Heating Cycle Test	63 cycles, 8 Hour Cycle, 5 hrs. heating & 3 hrs. cooling	-	-	No Breakdown & no Flashover
Insulation Resistance after Impact Test (Immersed)	1 min. 500 V Dc	-	-	>10 ³ Ω
Impulse Withstand Test at Elevated Temperature	10 Positive & 10 Negative Conductor temperatur 95 to 100°C	8	12	No Breakdown & no Flashover
Heating Cycle Test	63 cycles, 8 Hour Cycle, 5 hrs. heating & 3 hrs. cooling	-	-	No Breakdown & no Flashover
D.C. High Voltage Test (Dry)	5min	15	21	No Breakdown & no Flashover

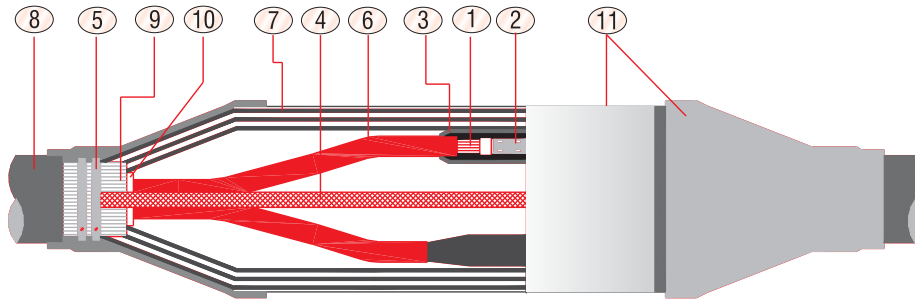
Ordering Informations

Cable Size (Sq. mm.)	Kit Code	
	1.1 kV	3.3 kV
4x16-35	GLT-01	GLT-11
4x50-95	GLT-02	GLT-12
4x120-185	GLT-03	GLT-13
4x225-300	GLT-04	GLT-14
4x400-500	GLT-05	GLT-15

Note

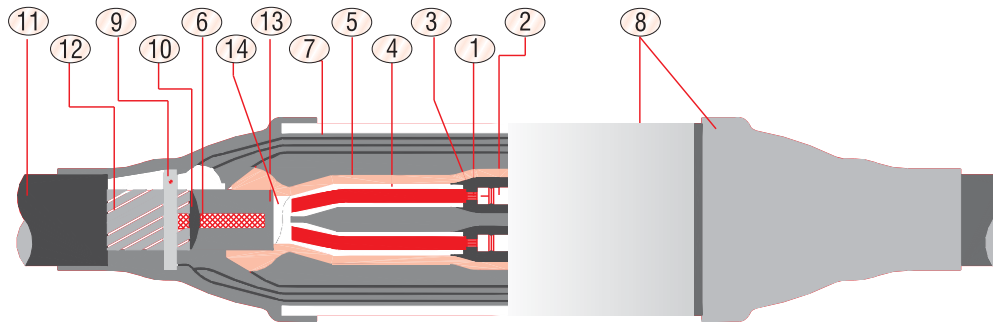
- All kits are supplied with full kit contents for making a LV Terminations.

Descriptions : GXLT / GPLT - Series Heat Shrinkable Straight Through Joints kits designed for 1, 2, 3, 3½,4 Core extruded Solid dielectric (XLPE/PVC) & paper insulated cable (Armoured / Un-armoured) of 1.1kV & 3.3kV rating.



1. 1kV XLPE/PVC Straight Through Joint

No. Descriptions	No. Descriptions	No. Descriptions
1. Conductor (Aluminium/copper)	5. Worm Drive Clamps	9. Cable Armour
2. Inline Connector (Ferrule)	6. Cable Insulated Core	10. Inner sheath
3. Insulation Sleeve	7. Wraparound Joint Case	11. Outer Jacketing Sleeves
4. Armour Continuity Connection	8. Outer Sheath	



1. 1kV PILC Straight Through Joint

No. Descriptions	No. Descriptions	No. Descriptions
1. Conductor (Aluminium/copper)	6. Armour/lead Sheath Continuity System	11. Outer Sheath
2. Inline Connector (Ferrule)	7. Wraparound Joint Case	12. Armour
3. Insulation Sleeve	8. Outer Jacketing Sleeve	13. Lead Sheath
4. Oil Barrier Tubing	9. Cable Armour	14. Paper Inner Sheath
5. Inner Protective Tubing	10. Plumb	

Guaranteed Technical Particulars in compliance with IEC 60502, 60060 & 60230

Tests	Parameter For Evaluation	Test Voltage Highest Voltage Umax (kV)		Result
		1.1	3.3	
Insulation Resistance	1 mn. 500 V Dc	-	-	>10 ³ Ω
A.C. High Voltage Test (Joint Immersed In Water)	5 min.	3.5	6	No Breakdown & no Flashover
Impulse Witstand Test at Ambient Temperature	10 Positive & 10 Negative	8	12	No Breakdown & no Flashover
Insulation Resistance	1 min. 500 V Dc	-	-	>10 ³ Ω
Heating Cycle Test in Water (for Straight Through Joint)	63 cycles 5 hrs. heating & 3 hrs. cooling Conductor temperature 95°C	-	-	No Breakdown & no Flashover
Insulation Resistance after Impact Test (Immersed)	1 min. 500 V Dc	-	-	>10 ³ Ω
Impulse Withstand Test at Elevated Temperature	10 Positive & 10 Negative Conductor temperatur 95 to 100°C	8	12	No Breakdown & no Flashover
D.C. High Voltage Test (Dry)	5min	15	21	No Breakdown & no Flashover

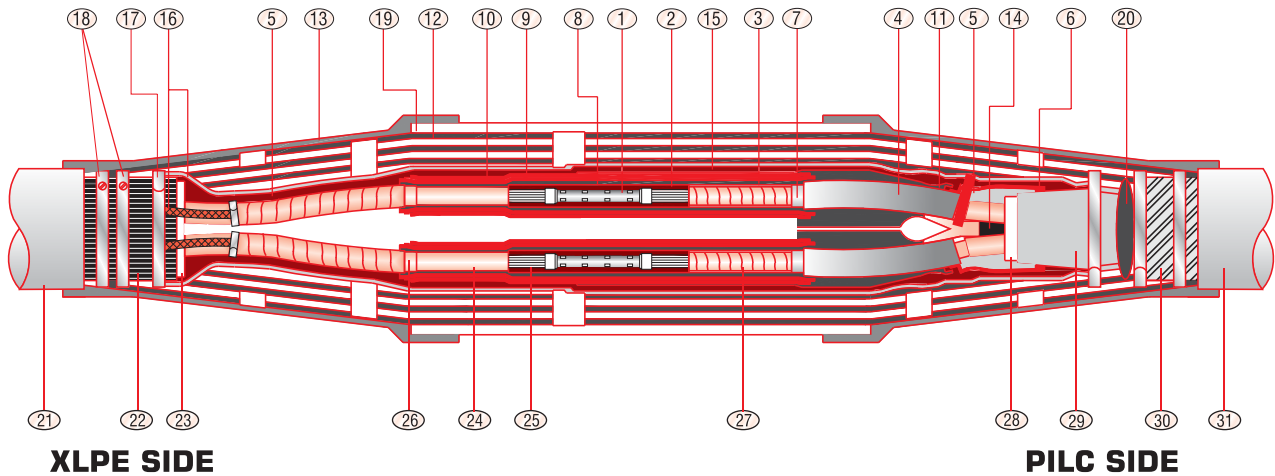
Ordering Informations

Cable Size (Sq. mm.)	Kit Code	
	1.1 kV	3.3 kV
4x1.5-6	GXLT-1	GXLT-11
4x10-16	GXLT-2	GXLT-12
4x25-50	GXLT-3	GXLT-13
4x70-150	GXLT-4	GXLT-14
4x185-240	GXLT-5	GXLT-15
4x300-400	GXLT-6	GXLT-16

Note

- All kits are supplied with full kit contents for making a joint.
- Galvanised mesh application is an alternative design replacing wraparound joint case.

Descriptions : GTJ / 1112 - Series are designed for connecting PILCE cable to XLPE cable for upto 12kV system.



■ Kit Components		■ Kit Components		◆ Cable Components	
No.	Descriptions	No.	Descriptions	No.	Descriptions
1.	Inline Connerctor (Barrier Type)	3 Nos.	11. H. S. Compression Tubings	3 Nos.	21. PVC Outer Sheath.
2.	Stress Relif Mastic	6 Nos.	12. Metallic Protection case/Warparound Joint Case (Alternatively G I Mesh Tape for mechanical protection a New concept.)	1 No.	22. Armour.
3.	H. S. Oil Barrier Sleeve	3 Nos.	13. H. S. Adhesive Lined Side Sleeve	2 Nos.	23. Inner Sheath.
4.	H. S. Conducting Tubing	3 Nos.	14. Insulating wedge EPDM	1No.	24. XLPE Insulations.
5.	High Permittivity Void Filler	1 No.	15. Tinned Copper Mesh Tape	3 Nos.	25. Conductor.
6.	H. S. Conducting Breakout	1 No.	16. Tinned Copper Earth Braid	1 No.	26. Semi con Layer.
7.	Stress Relief Mastic 6 Pcs. (For S. C.) Cut end of XLPE conducting Tubing		17. Constant Face Spring Clamp/(Solder+Flux).	1 Set.	27. Paper Insulation Cover.
8.	H. S. Stress Control Tubing	3 Nos.	18. Jubilee Clamps.	6 Nos.	28. Paper Belting (Inner Sheath).
9.	H. S. Insulation Tubings.	3 Nos.	19. H. S. Outer Jacking Tubing (Centre)	1 No.	29. Lead Sheath.
10.	H. S. Screened Tubing (Duall Wall Red + conducting) (Alternatively separte Insulation & Conducting Tubings).	3 Nos.	20. Plumbing Metal	1 Set.	30. Steel Armour.
					31. Jute Impregnated Outer Sheath.

BILL OF MATERIAL STD. PACKING KIT (●+■)	
◆	Cable Components
■	Kit Components
●	Installation aids & Accessories (Part of std. kits)

● Installation aids & Accessories (Part of std. Kits)		
No.	Descriptions	Qty.
	• Nylon String for Cutting XLPE Inulation	1 No.
	• Aloxite Emery Tape	3 Pcs.
	• Mopping Cloth	1 Pc.
	• Silicon Grease	3 Pcs.
	• Cleaning Tissue	6 Pcs.
	• Mastic Sealing Tape	2 Nos.
	• Copper Binding Wire	1 Roll.
	• Instruction Manual	1 No.

Ordering Informations

Cable Size (Sq. mm.)	Kit Code
3x16-35	GTJ-11
3x50-95	GTJ-12
3x120-185	GTJ-13
3x240-300	GTJ-14
3x400-500	GTJ-15
3X630	GTJ-17

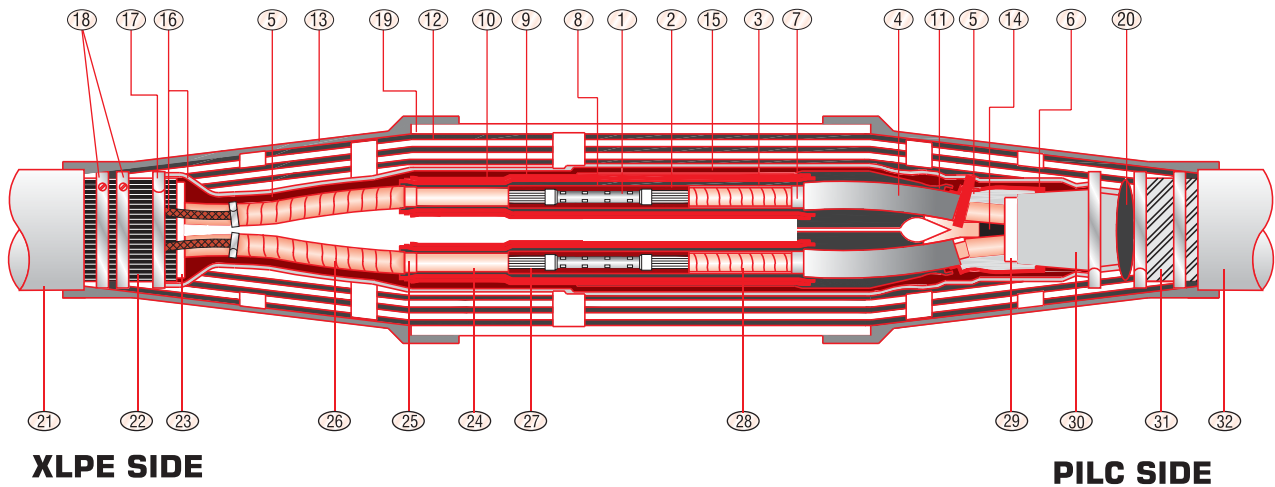
Electrical Performance

Tests	Requirement	Typical Value
A.C. Withstand Voltage	35kV / 1 Minute	Pass
D.C. Voltage Withstand Test	48kV / 30 Minutes	Pass
Lightening Impulse Withstand Voltage	75kV	95kV

Note

• All kits are supplied with full kit contents for making a Transition joint.

Descriptions : GTJ / 2436 - Series are designed for jointing XLPE cable to PILC cable for voltage 24kV & 36kV.



■ Kit Components		■ Kit Components		◆ Cable Components
No. Descriptions	Qty.	No. Descriptions	Qty.	No. Descriptions
1. Inline Connerctor (Barrier Type)	3 Nos.	11. H. S. Compression Tubings	3 Nos.	21. XLPE Cable Outer Sheath.
2. Stress Relif Mastic	6 Nos.	12. Metallic Protection case/Warparound Joint Case (Alternatively a G I Mesh Tape for mechanical protection A New concept.)	1 Nos.	22. Armour.
3. H. S. Oil Barrier Sleeve	3 Nos.	13. H. S. Adhesive Lined Side Sleeve	2 Nos.	23. Inner Sheath.
4. Semi-conducting Tubing	1 Nos.	14. Insulating wedge EPDM	1Nos.	24. XLPE Insulations.
5. High Permittivity Void Filler	1 No.	15. Tinned Copper Mesh Tape	3 Nos.	25. Semi-Conducting Screen.
6. H. S. Conducting Breakout	1 No.	16. Tinned Copper Earth Braid	1 No.	26. Copper Screen.
7. Stress Control Mastic at semi con Cut end XLPE side and semi-conducting	6 Nos.	17. Constant Face Spring Clamp/Solder+Flux.	1 Set.	27. Conductor.
8. H. S. Stress Control Tubing	3 Nos.	18. Jubilee Clamps.	2 Nos.	28. Paper Insulation.
9. H. S. Insulation Tubings. * 15-24kV	6 Nos.	19. H. S. Outer Jacking Tubing (Centre)	1 No.	29. Paper Inner Sheath.
* 36kV	9 Nos.	20. Plumbing Metal	1 Set.	30. Lead Sheath.
10. H. S. Screened Tubing (Duall Wall) (Alternatively sepearate Insulation & Conducting Tubings).	3 Nos.			31. Steel Armour.
				32. Paper Cable Outer Sheath.

BILL OF MATERIAL STD. PACKING KIT (●+■)	
◆ Cable Components	
■ Kit Components	
● Installation aids & Accessories (Part of std. kits)	

● Installation aids & Accessories (Part of std. Kits)		
No. Descriptions	Qty.	
• Nylon String for Cutting XLPE Inulation	1 No.	
• Aloxite Emery Tape	3 Pcs.	
• Mopping Cloth	1 Pc.	
• Silicon Grease	3 Pcs.	
• Cleaning Tissue	6 Pcs.	
• Mastic Sealing Tape	2 Nos.	
• Copper Binding Wire	1 Roll.	
• Instruction Manual	1 No.	

Electrical Performance

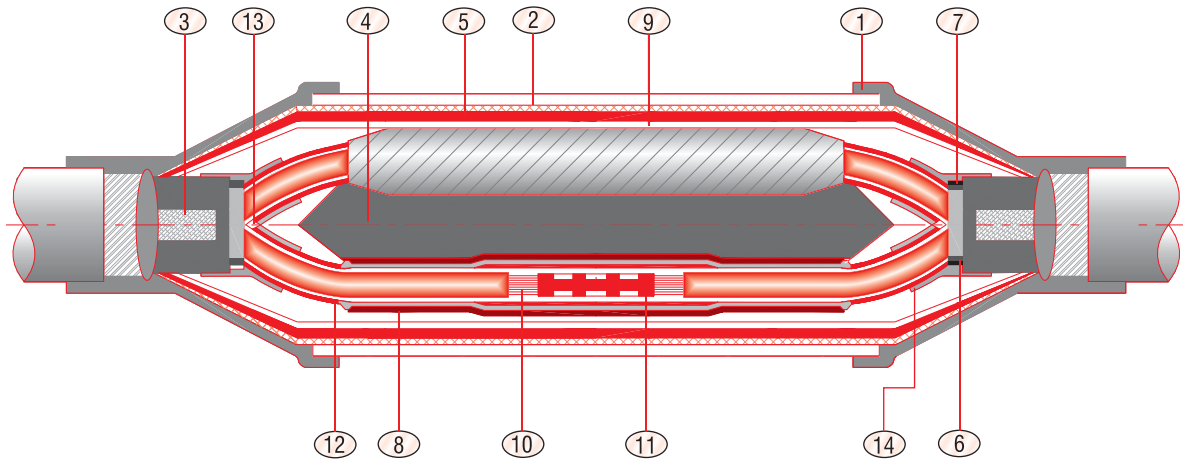
Tests	15-24kV System	36kV
	(8.7/15kV,11/11kV, 12.7/22kV)	(19/33kV)
A.C. Withstand Voltage	50kV / 1 Minute	75kV / 1 Minute
D.C. Voltage Withstand Test	96kV / 30 Minutes	144kV / 30 Minutes
Lightening Impulse Withstand Voltage	125kV	170kV

Ordering Informations

Cable Size (Sq. mm.)	Kit Code 15-24kV	Cable Size (Sq. mm.)	Kit Code 36kV
25-50	GTJ-21	35-70	GTJ-31
70-95	GTJ-22	95-150	GTJ-32
120-150	GTJ-23	185-300	GTJ-33
185-300	GTJ-24	400	GTJ-34
400-500	GTJ-25	---	---

Note

- All kits are supplied with full kit contents for making a Transition joint.



No. Descriptions	No. Descriptions
1. Heat Shrinkable Adhesive Linend Outer Jacketing	10. Insulation Built Up Mastic
2. G. I. Wire Mesh	11. Inline Connector (Crimping Type) Ferrule Cu/al.
3. Armour/lead Sheath Earthing Matl. (Copper Braid + Plumbing Metal + Flux + Copper Binding Wire)	12. Oli Barrier Sleeves
4. Polymeric Core Separator.	13. Insulating Wedge
5. Copper Woven Flexible Mesh Tape	14. Mastic Sealing Tape
6. Glass Cushion Tape	15. Cleaning Solvent *
7. Heat Shrinkable Oil Barrier Sleeve	16. Mopping Cloth *
8. Heat Shrinkable Insulating Tubing	17. PVC - Na - Tape *
9. Heat Shrinkable Internal Protection Sleeve	18. Silicon Grease *
	19. Emery Sheet *

*Installation Aids & Part of Std. Kit

Electrical Per

Tests	Requirement	Typical Value
A.C. Withstand Voltage	35 kV / 1Minute	Pass
D.C. Voltage Withstand Test	48 kV / 30 Minutes	Pass
Lightening Impulse Withstand Voltage	75 kV	95kV

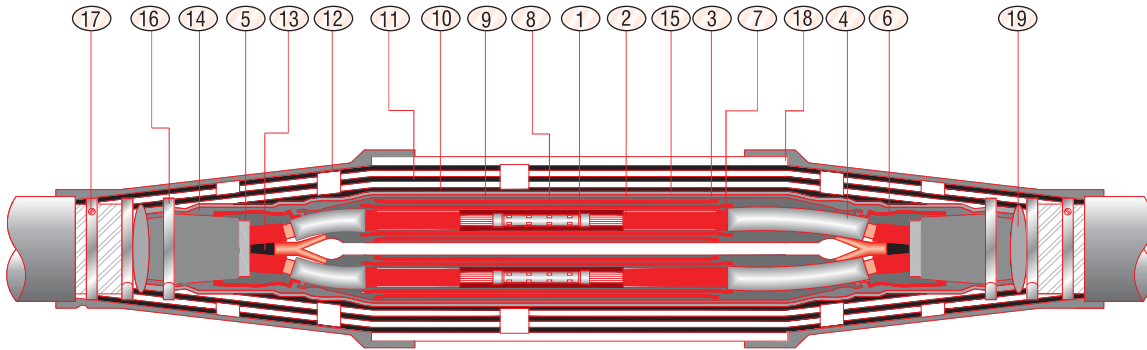
Note

- All kits are supplied with full kit contents for making a straight through joint.

Ordering Informations

Cable Size (Sq. mm.)	Kit Code
16-35	GPS-11
50-95	GPS-12
120-185	GPS-13
240-400	GPS-14
500-630	GPS-15





No. Description	No. Description	No. Description
1. Inline Connector	8. Stress Control Tubing (Black)	15. Earth Lead
2. Stress Control Mastic	9. Insulating Tube (Red)	16. Constant Force Spring Clamp
3. Oli Barrier Sleeve	10. Dual Wall Tubing (Black+Red)	17. Worm Drive Clamp
4. Conducting Tube (Black)	11. Metallic Protection Cage	18. Outer Jacketing Sleeve
5. Void Filer	12. Adhesive Lined Side Sleeve	19. Earthing Plumb
6. Conducting Breakout	13. Insulating Wedge	
7. Grey Mastic	14. Copper Mesh Tape	

Electrical Performance

Tests	15-24kV System (8.7/15kV, 11/11kV, 12.7/22kV)	36kV (19/33kV)
A.C. Dry Withstand Voltage	50kV / 1 Minute	75kV / 1 Minute
D.C. Voltage Withstand Test	96kV / 30 Minutes	144kV / 30 Minutes
Lightening Impulse Withstand Voltage	125kV	170kV

Note

- All kits are supplied with full kit contents for making a straight through joint.

Ordering Informations

Cable Size (Sq. mm.)	Kit Code 24kV	Cable Size (Sq. mm.)	Kit Code 36kV
25-50	GPS-21	35-70	GPS-31
70-120	GPS-22	95-150	GPS-32
150-240	GPS-23	185-300	GPS-33
300-500	GPS-24	400—	GPS-34



Guaranteed Technical Particulars in compliance with IEC 60502-4 & CENELEC HD 629.1

Test Sequence	Parameter For Evaluation	Test Voltage Highest Voltage Umax(KV)			Result
		12	24	36	
DC High Voltage Test (Dry)	15 min.	38	76	114	No breakdown & no flashover
AC High Voltage Test (Dry)	5 min.	29	57	86	No breakdown & no flashover
AC High Voltage Test (Wet) (Only for OD Terminations)	1min.	25.4	51	76	No breakdown & no flashover
Partial Discharge Test	-	11	22	33	≤ 5 pC
Insulation Resistance (Before Impact Test)	1 min. 500 V Dc	-	-	-	>10 ³ Ω
Impact Test (For Straight Through Joints)	-	-	-	-	PASS (No visual damage observed)
Insulation Resistance After Impact Test (Immersed)	1 min. 500 V Dc	-	-	-	>10 ³ Ω
Impulse Withstand Test at Elevated Temperature	10 Positive & 10 Negative Conductor temperature 95 to 100°C	95	125	170	No breakdown & no flashover
Heating Cycle Test in air	3 cycles 5 hrs heating & 3 hrs cooling	16 AC	30 AC	45 AC	No breakdown & no flashover
Partial Discharge Test at Elevated Temperature	Conductor temperature 95 to 100°C	11	22	33	≤ 5 pC
Partial Discharge Test at ambient Temperature	-	11	22	33	≤ 5 pC
Heating Cycle Test in Air (for Indoor & Outdoor Termination)	60 cycles 5 hrs heating & 3 hrs cooling	16 AC	30 AC	45 AC	No breakdown & no flashover
Heating Cycle Test in Water (for Straight Through Joint)	63 cycles, 8 Hour Cycle, 5 hrs. heating & 3 hrs. cooling	16 AC	30 AC	45 AC	No breakdown & no flashover
Immersion Test (for Outdoor Termination)	10 cycles, 5 hr heating & 3 hr cooling	-	-	-	No breakdown & no flashover
Partial Discharge Test at Elevated Temperature	Conductor temperature 95 to 100°C	11	22	33	≤ 5 pC
Partial Discharge Test at ambient Temperature	-	11	22	33	≤ 5 pC
Impulse Withstand Test at Ambient Temperature	10 Positive & 10 Negative	95 Peak	125 Peak	170 Peak	No breakdown & no flashover
AC High Voltage Test (Dry)	15 min.	16	30	45	No breakdown & no flashover
Examination	-	-	-	-	PASS (No Cracking in the filling, no moisture path across primary seal, or Corrosion and/or Tracking)
DC High Voltage Test (Dry)	15 min.	38	76	114	No breakdown & no flashover
AC High Voltage Test (Dry)	5 min.	29	57	86	No breakdown & no flashover
Thermal Short- Circuit Test	Two Short-circuits to raise conductors to θ sc of the cables	-	-	-	No visible damage
Impulse Withstand Test at Ambient Temperature	10 Positive & 10 Negative	95 Peak	125 Peak	170 Peak	No breakdown & no flashover
AC High Voltage Test (Dry)	15 min.	16	30	45	No breakdown & no flashover
Examination	-	-	-	-	PASS (No cracking in the filling, no moisture path across primary seal, or Corrosion and/or Tracking)
Humidity Test for Indoor Terminations	Water conductivity 70±0.1 mS/m 300 hour spray	8 AC	16 AC	24 AC	PASS (No breakdown & no flashover, no Tracking, Erosion & Mechanical damage after test)
Salt Fog Test for Outdoor Terminations	Salt spray for 1000 hours (1.25 x U ₀)	7.94	15.87	23.75	PASS (No breakdown & no flashover, no Tracking, Erosion & Mechanical damage after test)



GALA THERMO SHRINK PVT. LTD.

AN ISO 9001:2015, 14001:2015, & OHSAS 18001:2007 CERTIFIED COMPANY

15 ABCD, Govt. Indl. Est, Charkop, Kandivli, (West), Mumbai - 400 064. (India)

Tel. : [91-22] 2967 5415 / 16 / 17 Fax : [91-22] 2868 8990

Email : info@galathermo.com

Website : www.galathermo.com